

Hi Families,

Below is a bible verse, talk and some activities that you can do as a family.

1. Watch the Road to Emmaus story and/or read the bible verse
2. There is a children's song for the kids to watch and sing along and do the actions with.
3. Choose which activities you might like to do together or sheets that the children might like to do on their own

Theme: *Jesus reveals himself to his followers.*

Story: *Watch the Road to Emmaus story*

Scripture: *Luke 24:30-31*

Kids song: *Watch I Believe in Jesus song, sing along and do the actions*

Activities: **Choose from the following Activities**

1. Road To Emmaus


This craft will serve as a reminder of when Jesus appeared to these two disciples; proving that He truly resurrected from the dead.



Instructions

1. Print the template on card stock or an empty cereal box. (Template below)
2. Colour and cut out both pieces.
3. Glue the three figures onto a large popsicle stick.
4. Cut on the solid line on the larger piece creating a slit.


2. Road To Emmaus Puzzle- Activity Sheet

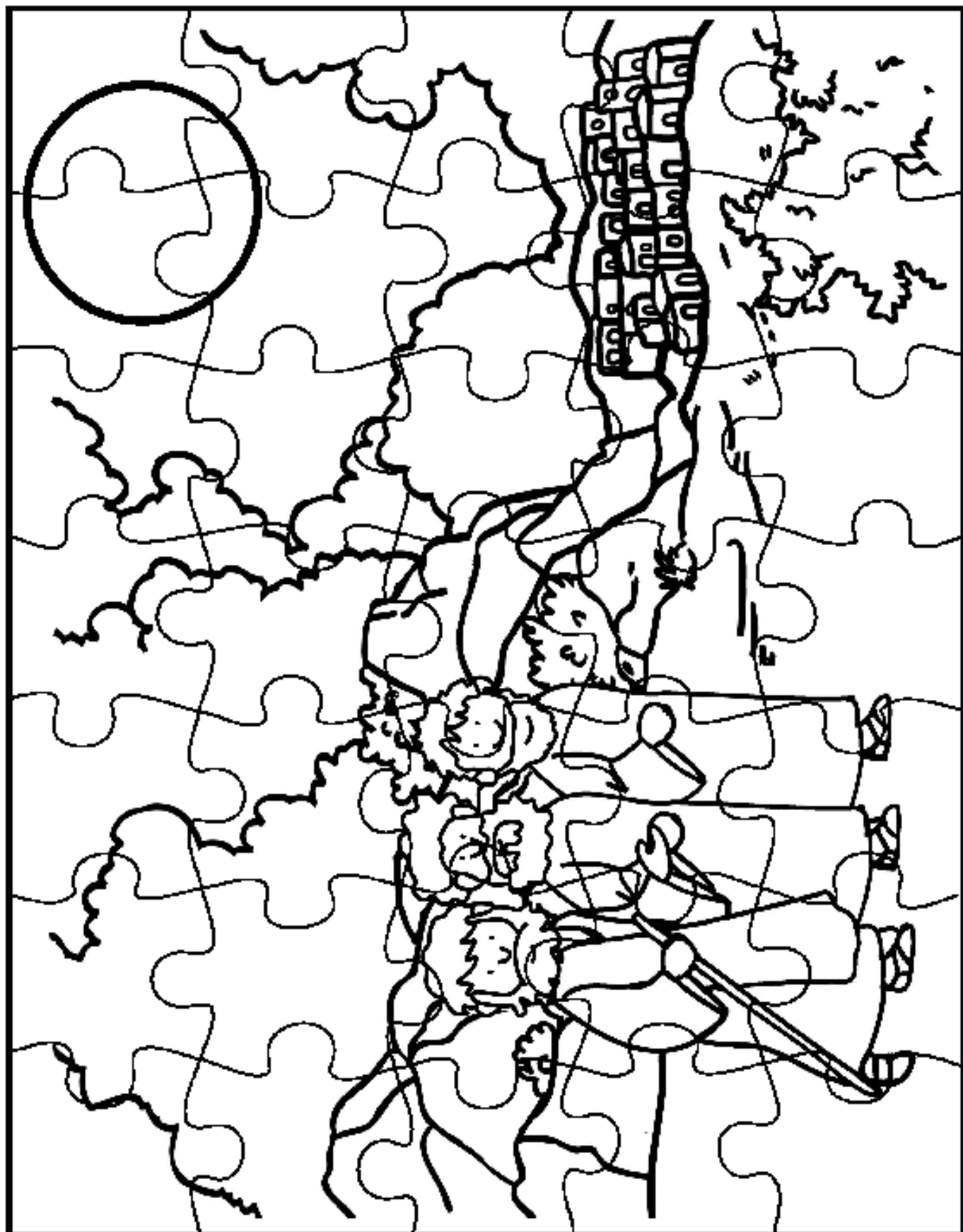


Instructions

1. Print the template on regular copy paper, but I recommend card stock. (see below)
2. Colour then cut out each puzzle piece.
3. To make the pieces last longer you can laminate each individual piece or glue onto a cereal box

3. Colouring page
4. Word search
5. Crossword puzzle
6. Maze





35 Pieces

© Crafting The Word Of God



On the Road to Emmaus

Then their eyes were opened and they recognized him.
Luke 24:31a (NIV)

The puzzle is based on Luke 24:13-35 (NIV).



W X Q T T I Z H E G H W Z O R
V O D H L I F G J S E C R O E
Q P E A Y N I Q I H Y Q T G U
C E P N A B J L X D E I A T X
T N Y K D R O I E E S L Y U H
J E I S E O Z K F I L C K G R
I D S V F A L L V I G R R J X
B P K T T A H T V K U U S K E
D E R W W B R E A D N C U F I
U S L O C L E O P A S I F V E
O T D I P H F V S C M F F I A
W T I M E H I C J I O I E C D
J M S M C V E Y K J S E R Z G
E M M A U S E T Y L E D P C O
J V K V I D K H J E S U S R Z

WALKED
MOSES
THANKS
CLEOPAS

JESUS
BREAD
FOOLISH
OPENED

SUFFER
BELIEVE
PROPHET
VILLAGE

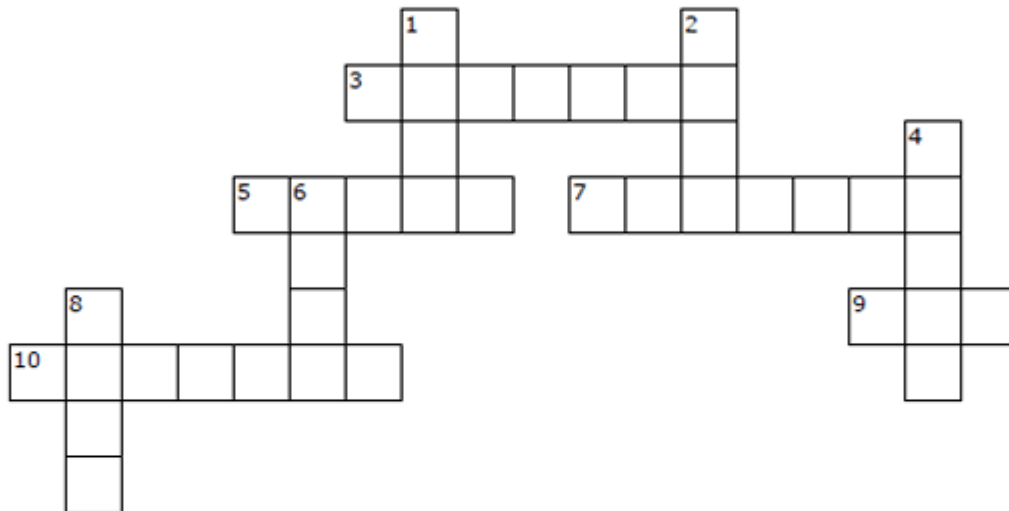
CRUCIFIED
VISITOR
EYES
EMMAUS

On the Road to Emmaus



Then their eyes were opened and they recognized him.
 Luke 24:31a (NIV)

This puzzle is based on Luke 24:13-35 (NIV)



ACROSS

3. To put to death on a cross
5. The Old Testament man who received the Ten Commandments from God
7. A person who visits
9. A period of twenty four hours
10. Carrying on a conversation with someone

DOWN


1. Not false
2. The organ which makes people able to see
4. A food made from flour and water, mixed together and baked
6. Not closed
8. To travel on foot

OPEN	MOSES	DAY	WALK	VISITOR
TRUE	BREAD	EYES	TALKING	CRUCIFY

Copyright © Sermons 4 Kids, Inc. • All rights reserved • www.sermons4kids.com

Road to Emmaus

Maze



Emmaus

That same day two of Jesus' followers were walking to the village of Emmaus, seven miles out of Jerusalem. Suddenly, Jesus himself came along and joined them and began walking beside them.
Luke 24:13, 15 (NLT)