

Hi Families,

Below is a bible verse, talk and some activities that you can do as a family.

1. *Watch the Doubting Thomas story and/or read the scripture reading*
2. *Share the little talk that goes with it*
3. *There is a children's song for the kids to watch and sing along and do the actions with.*
4. *Choose which activities you might like to do together or sheets that the children might like to do on their own*

Theme: *Jesus has risen. Believe it or not!*

Story: *Watch the Doubting Thomas Story*

Scripture: *John 20:19-31*

There is a very interesting book called "Believe It or Not" by Robert Ripley. Mr. Ripley enjoyed collecting strange and amazing bits of information which, although they seem unbelievable, were true. Let me read some examples of some of the amazing things you will find in his book.

A man by the name of James Cook once had a chicken that laid a perfectly square egg. Now, I've seen white eggs, brown eggs, even spotted eggs, but I have never seen a square egg. Have you? I think I'd have to see it to believe it!

Joann Barnes was a 15-year-old from California, and she once swung a lot of hula-hoops on her body at the same time! How many do you think she swung on her body? (Take guesses until kids say 68.) Can you believe that? I can't even keep one hula-hoop going. I think I would have to see that to believe it!

Here's one I'll bet you didn't know. How long do you think the world's largest weenie was? (Take guesses until kids say 3,000 feet.) The world's largest weenie was over 3,000 feet long, weighed 885 pounds, and took 103 butchers to carry it! Now that's a lot of baloney! I would have to see that to believe it!

This book is filled with things that are very hard for me to believe. But do you know what? If it's true, it's true--whether I believe it or not!

In today's Bible lesson we learn that on the Sunday that Jesus rose from the grave, He appeared to a group of His disciples. One of the disciples, whose name was Thomas, was not with them. When the disciples told Thomas that they had seen Jesus and that He was alive, Thomas said, "I won't believe it until I see it with my own eyes. I want to put my finger in the nail-prints in His hands—and place my hand where the spear was thrust into His side.

A week later, Thomas saw Jesus. Jesus invited Thomas to touch His hands where the nails had been. He told Thomas to put his hand in the wound in His side. Then Thomas believed! Jesus said to him, "Because you have seen me, you have believed. Blessed are those who have not seen and yet have believed."


A lot of people today won't believe that Jesus really rose from the grave because they haven't seen Him with their own two eyes. Do you know what? It is true whether they believe it or not! You and I have never seen Jesus, but we believe. We accept Him by faith. We don't have to see it to believe it!

Dear Jesus, thank You that You help us accept by faith that You have risen from the grave and that You are alive. In Jesus' name, amen.

Kids song: *Watch our God is a Great big God song, sing along and do the actions*

Hope Play Dough Mat

This Sunday the lectionary leads us to the story where Thomas meets Jesus after the resurrection. It's hard in times such as this not to be sympathetic towards Thomas. It's hard, sometimes to see where Jesus is when there is pain and sadness all around. How do we find God and have faith in all of this when we can't see him face to face as Thomas does? We can look for the people bringing hope and compassion and love and light in the darkness and that is where we will see God at work. This play dough mat will help children to explore this idea of hope as a sign of God. As usual, print it out (see A4 sheet below), laminate for future repeated uses and have fun!



Other Activities

- **I BELIEVE Poster:** Glitter glue I BELIEVE on a poster and let children add happy faces and cross stickers
- **FAITH CROSSES:** Give children construction paper, stickers and markers to make a cross and write and decorate the word FAITH on the cross, to be hung around their neck.
- **BELIEVE MOBILE:** Get the family to colour the letters for B-E-L-I-E-V-E, using glitter and gel pens, etc. After the glue and glitter have dried, hang the letters from a hanger and hang in your house.
- **I DOUBT IT card game:** *see below*
- **COLOURING IN & PUZZLES:** *see below*

Believe

We see God wherever we
see light and hope in
dark and worrying
times.

H O P E

Fill the
letters with
play dough.

Who brings
hope to
your
community?



Finish the rainbow with
play dough. Say thank you for
people who bring hope.

The "I Doubt It" card game

The rules are as follows:

One standard pack of 52 cards, or UNO cards 0-9, is used. All the cards are dealt out to the players; some may have more than others, but not by much. The object is to get rid of all your cards by playing them on the discard stack. Select at random who should go first and continue clockwise. (Directions for UNO cards are in parentheses.)

In the middle of the table is a discard pile, which starts empty. A turn consists of discarding one or more cards face down on the pile. The first player must discard any Aces they may hold in their hand. The second player discards Twos, the next player Threes, and so on. After Tens come Jacks, then Queens, then Kings, then back to Aces, etc. (0's can be used after 9 with UNO cards or you may start with 0's instead of 1's).

Since the cards are discarded face down, you do not in fact have to play the rank you are calling! For example, if it is your turn to discard Sevens, you may actually discard any card or mixture of cards; in particular, if you don't have any Sevens you will be forced to play some other card or cards.

As you discard your card(s), you announce how many of that card you are playing. For example: "4 Ones."

Any player who suspects that the card(s) discarded by a player do not match the rank called can challenge the play by calling "I doubt it." Then the cards played by the challenged player are exposed and one of two things happens:

If they are all of the rank that was called, the challenge is false, and the challenger must pick up the whole discard pile.

If any of the played cards is different from the called rank, the challenge is correct, and the person who played the cards must pick up the whole discard pile. With the youngest children you may have them pick up only the card they played rather than the whole pile as it might upset them. You know your children and can decide how to do this.

After the challenge is resolved, play continues in normal rotation, i.e., the player to the left of the one who was challenged plays and calls the next rank in sequence.

The first player to get rid of all their cards and survive any challenge resulting from their final play wins the game. If you play your last remaining card(s), but someone challenges you and the cards you played are not what you called, you pick up the pile and play continues.

Application:

Say: The games were fun but they also showed us that sometimes we need experience to believe what we are told is true. Let's think about Thomas. Did he have the knowledge and experience he needed to believe Jesus was alive? (Accept any answer but be sure that it is stated that he did not believe Jesus could be alive because he knew he had died on the cross.)

Say: The only evidence Thomas had was the other disciples' word that Jesus was alive. I wonder why he didn't believe his good friends when they told him Jesus was alive? (Accept any answer; lead them to the fact that he needed to see for himself.)

Say: When you were playing the game, was it easier to make a decision when you were the one looking at or feeling the object, or when somebody else was looking or feeling and telling you about it? Did you ever NOT believe what the person said? Why or why not? (Accept all answers.)

Say: Sometimes, no matter what somebody tells us, we need to experience the evidence for ourselves, like Thomas. But sometimes we can believe something because we trust the person who tells us, or because we have other knowledge or experience that tells us something is true. Some people can believe that Jesus is alive because it's in the Bible. Some people need more knowledge and experience. We can't see Jesus, but by learning about him and trying to live the way he did and experiencing his love for us, we all can come to know Jesus. Jesus promises to make himself known to us. Do you remember what Thomas said when he realized it was Jesus? 'You are my Lord and my God.' Jesus is our Lord and our God, too."

Do you remember what Jesus said about all of us who WERE NOT in the room? (Blessed are those who have not seen, yet believe!) Why are we called "blessed"?



Jesus Appears to Thomas



Copyright © In Touch Ministries

Thomas


John 20:19-29

Believe It Or Not

Maze

Believe it or not — he is risen!
John 20:19-31

Stop Doubting and Believe



Then he said to Thomas, "Put your finger here; see my hands. Reach out your hand and put it into my side. Stop doubting and believe."
John 20:27 (NIV)

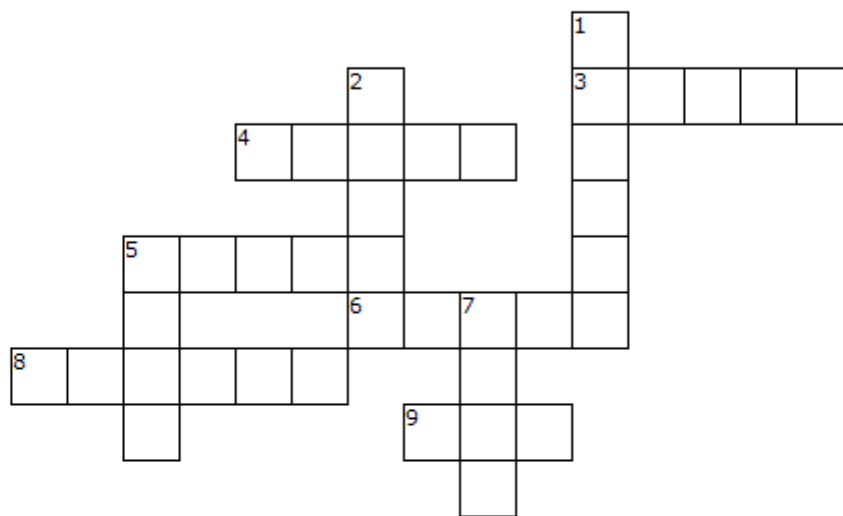
Believe It Or Not

Crossword

Believe It or Not!

But he said to them, "Unless I see the nail marks in his hands and put my finger where the nails were, and put my hand into his side, I will not believe it." John 20:25

Based on John 20:19-31 (NIV)



ACROSS

3. To be in a state of pleasure, satisfaction, joy or delight
4. Free from conflict; getting along with others; opposite of war
5. To be undecided or unbelieving that something is true
6. The body parts at the end of the arms
8. Not open
9. To break God's law

DOWN

1. The disciple who would not believe without seeing
2. To believe in something for which there is no proof
5. An entrance into a building or room
7. A thin piece of metal with one pointed end and one flat end which you hit with a hammer

PEACE	DOOR	HANDS	FAITH	HAPPY
NAIL	THOMAS	CLOSED	SIN	DOUBT

Believe It Or Not

Multiple Choice

Believe It or Not!

But he said to them, "Unless I see the nail marks in his hands and put my finger where the nails were, and put my hand into his side, I will not believe it." John 20:25

Choose the word that best matches the definition.

Answers can be found in John 20:19-31 (NIV)



- ___ 1. The body parts at the end of the arms
A. feet B. hands C. toes D. legs
- ___ 2. To be undecided or unbelieving that something is true
A. doubt B. see C. faith D. touch
- ___ 3. Free from conflict; getting along with others; opposite of war
A. angry B. peace C. fight D. doubting
- ___ 4. To break God's law
A. believe B. life C. sin D. peace
- ___ 5. To be in a state of pleasure, satisfaction, joy or delight
A. doubting B. believing C. forgiving D. happy
- ___ 6. The disciple who would not believe without seeing
A. Peter B. Thomas C. Andrew D. John
- ___ 7. A thin piece of metal with one pointed end and one flat end which you hit with a hammer
A. cross B. nail C. door D. lock
- ___ 8. Not open
A. room B. door C. closed D. nail
- ___ 9. To believe in something for which there is no proof
A. door B. faith C. closed D. doubt
- ___ 10. An entrance into a building or room
A. side B. nail C. door D. lock

Believe It Or Not

Word Search

Believe It or Not!

But he said to them, "Unless I see the nail marks in his hands and put my finger where the nails were, and put my hand into his side, I will not believe it." John 20:25

Based on John 20:19-31 (NIV)



Y J M N P S M B J D J Y D J S
 C X I T A T F M L H O Y W A X
 W X R K N Y G X P O F O M E D
 X M A D V Y G E A X C O R E H
 R X C C J V D R L X H K V S A
 T L L U V E D A E T N E E D M
 T K E S H E H I R C I N S D S
 O X S C W B A S S L O C Y N T
 G R U O L K N Z E C L R G D N
 E O H D Q Z D B H J I I D E P
 T S I U J J S A S R S P F E Z
 H N T F E K D P I A M I L B D
 E T W U S N K D D U L G E E E
 R S R N U K P S E S L V H N S
 R P T V S V D O U B T I N G B

JESUS
 MIRACLES
 DOORS
 TOUCHED

TOGETHER
 SIGNS
 LIFE
 THOMAS

DOUBTING
 SHOWED
 HANDS
 SIDE

RECORDED
 BELIEVED
 DISCIPLES
 LOCKED

Believe It or Not!

But he said to them, "Unless I see the nail marks in his hands and put my finger where the nails were, and put my hand into his side, I will not believe it." John 20:25

Instructions: The letters of the words below are jumbled. Figure out what the word is and write it on the blank line provided. Clues are provided in case you need help.



1. INAL _____
2. ITFAH _____
3. OEDSCL _____
4. DHNAS _____
5. ODR0 _____
6. HPYAP _____
7. SHAMTO _____
8. NSI _____
9. UTDBO _____
10. CAPEE _____

CLUES

1. A thin piece of metal with one pointed end and one flat end which you hit with a hammer.
2. To believe in something for which there is no proof.
3. Not open.
4. The body parts at the end of the arms.
5. An entrance into a building or room.
6. To be in a state of pleasure, satisfaction, joy or delight.
7. The disciple who would not believe without seeing.
8. To break God's law.
9. To be undecided or unbelieving that something is true.
10. Free from conflict; getting along with others; the opposite of war.

Believe it or Not!

But he said to them, "Unless I see the nail marks in his hands and put my finger where the nails were, and put my hand into his side, I will not believe it." John 20:25

Complete the activity by filling in the blanks.



Enter the letter found beside the word that best matches the clue.

1. _____ Free from conflict; getting along with others; opposite of war
2. _____ To be in a state of pleasure, satisfaction, joy or delight
3. _____ To be undecided or unbelieving that something is true
4. _____ An entrance into a building or room
5. _____ To believe in something for which there is no proof
6. _____ Not open
7. _____ A thin piece of metal with one pointed end and one flat end which you hit with a hammer
8. _____ The disciple who would not believe without seeing
9. _____ To break God's law
10. _____ The body parts at the end of the arms

A. THOMAS	B. PEACE	C. DOUBT	D. HANDS	E. SIN
F. CLOSED	G. HAPPY	H. FAITH	I. NAIL	J. DOOR